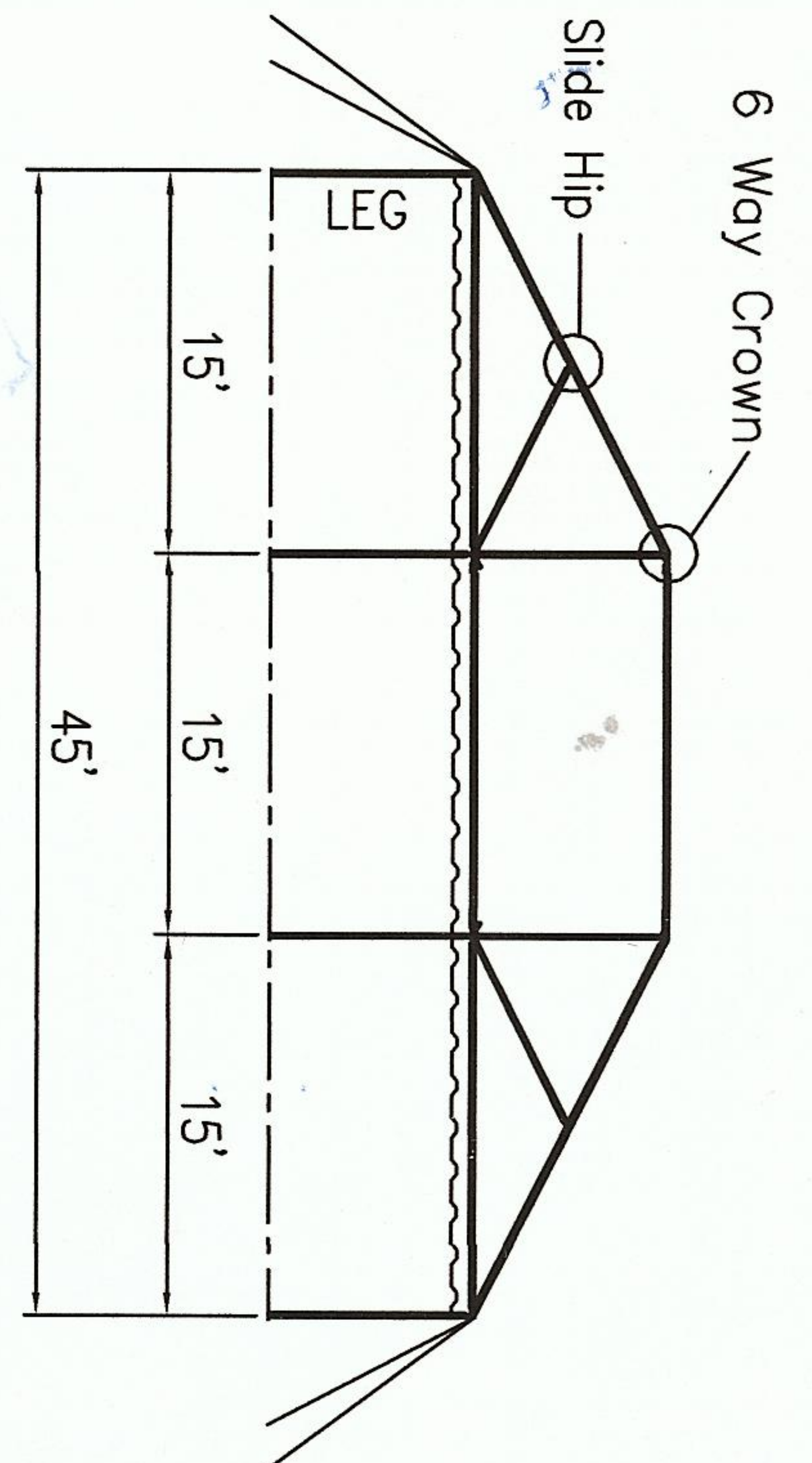


ISOMETRIC VIEW



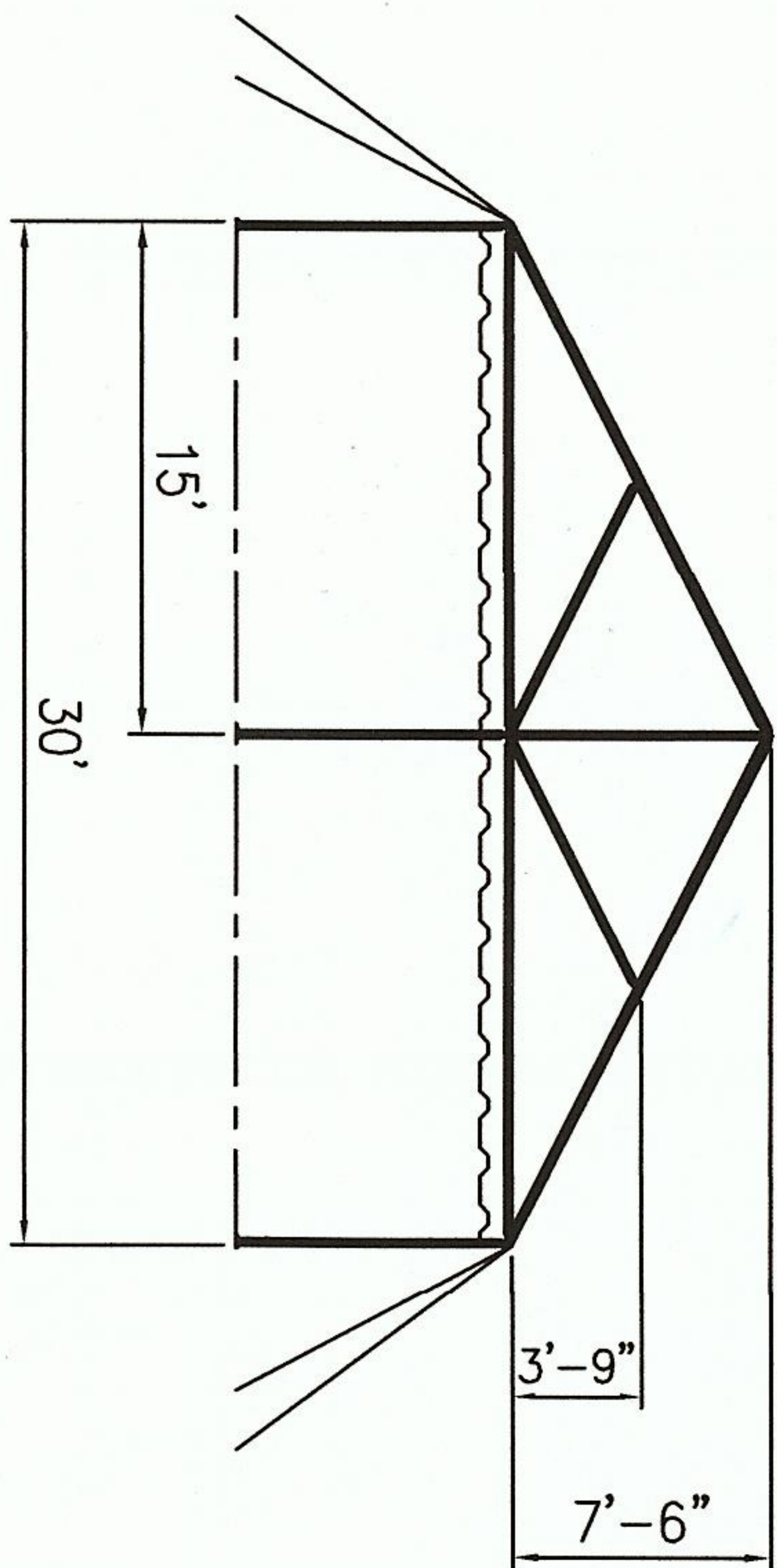
SIDE VIEW

30' x 45' FRAME TENT

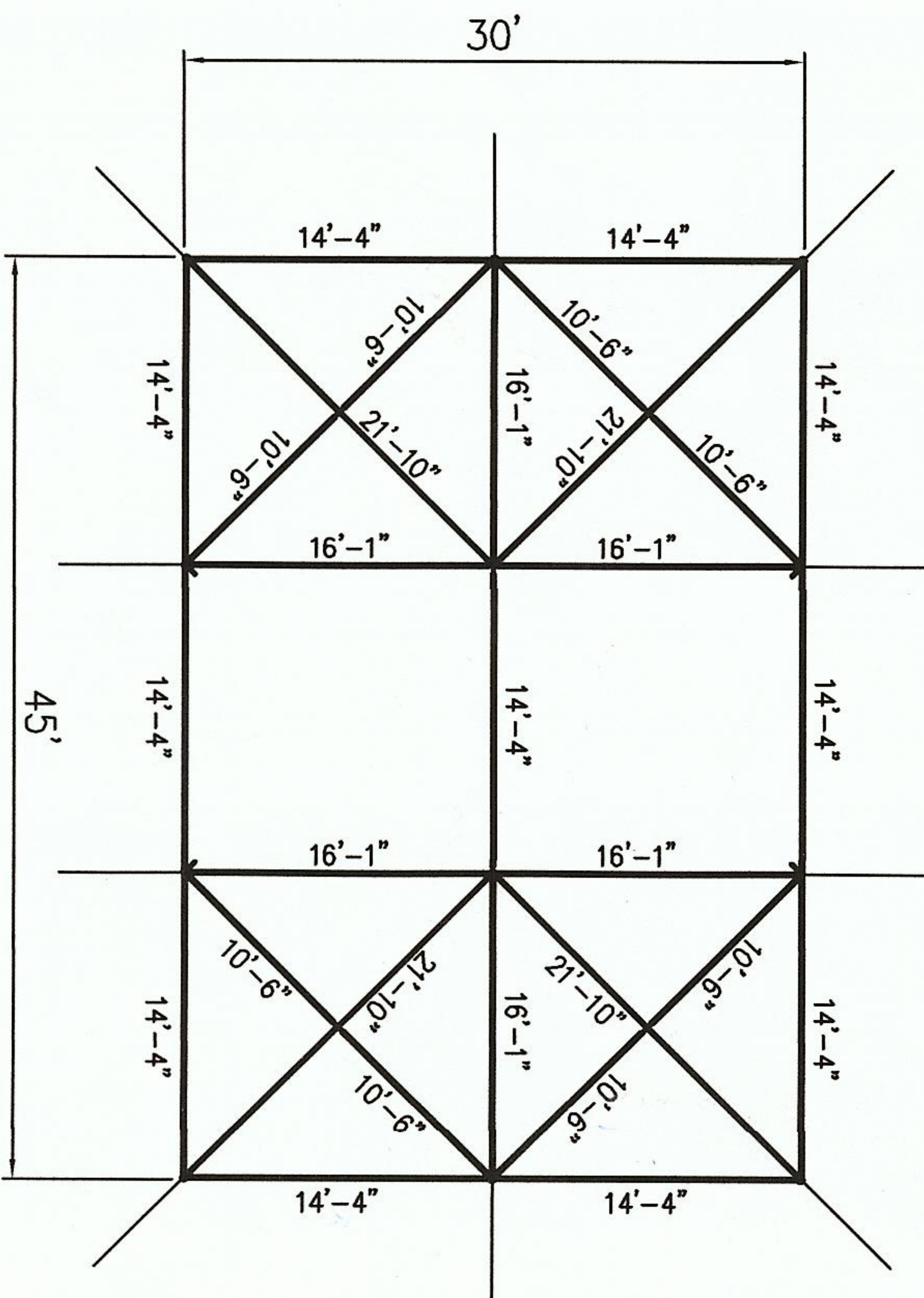
- PIPE: 2"
- (10) 6'-8" / 7'-8" / 9'-4" LEGS
 - (11) 14'-4" SPREADER
 - (8) 10'-6" RAFTER
 - (6) 16'-1" RAFTER
 - (4) 21'-10" HIP RAFTER

- FITTINGS:
- (4) CORNER
 - (2) 6 WAY CROWN
 - (6) SPECIAL TEES
 - (4) SLIDE HIP
 - (2) 30' FRAME CABLE

- OPTIONS:
- (82) ASSEMBLY PINS
 - (10) STAKES
 - (10) ROPES
 - (10) BASEPLATES
- QWIK TOP OPTIONS:
- (10) RATCHET TENSIONERS
 - (10) QWIK BASEPLATES



END VIEW



PLAN VIEW

ALL DATA AND INFORMATION CONTAINED IN OR DISCLOSED BY THIS DOCUMENT IS CONFIDENTIAL AND PROPRIETARY INFORMATION OF AZTEC TENTS AND ALL RIGHTS THEREIN ARE EXPRESSLY RESERVED. BY ACCEPTING THIS MATERIAL THE RECIPIENT AGREES THAT THIS MATERIAL AND INFORMATION CONTAINED THEREIN IS HELD IN CONFIDENCE AND IN TRUST AND WILL NOT BE COPIED, REPRODUCED WHOLE OR IN PART, NOR ITS CONTENTS REVEALED IN ANY MANNER TO OTHERS, EXCEPT TO MEET THE SPECIFIC PURPOSE FOR WHICH IT WAS DELIVERED.

AZTEC
 490 ALASKA AVE. TORRANCE, CA. 90503
 (800) 228-3687 - FAX (310) 381-0722

STANDARD
 FRAME TENT / STANDARD
 30' W X 45' L

ENGINEER	CM	DRAWN	KT	PART DESCRIPTION	CODE	SIZE	DRAWING NUMBER	REV
ENGINEER	CM	DRAWN	KT	FRAME	AZ-3045-	FRAME	0	0
CHECKED	-	DATE	02/15/07					